

# Spoke



# Folks

Antique Automobile Club of America  North Alabama Region



*Always be Prepared*



Volume 61  Edition 1

January 2024

# President's Message

Jeff Slagle *President*

I hope everyone had a safe and joyous holiday season, surrounded by loved ones and cherished memories. As we begin the new year, let us carry the spirit of warmth and unity into our gatherings and events.

Looking ahead to 2024, I want to express my deepest gratitude to each of you for entrusting us with the direction of our club. It is an honor to serve as your President, and I am excited about the journey that lies ahead.

A special thank you goes out to the dedicated volunteers who have stepped up or continued to serve as club officers for 2024. Your willingness to take on these roles is truly appreciated and speaks volumes about your commitment to the success and growth of our community. Together, we are setting the foundation for the continued prosperity of NAR.

Here is the updated list of officers for 2024:

<i>President</i>	Jeff Slagle
<i>Vice-President</i>	Chuck Nickey
<i>Secretary</i>	Angie Henslee
<i>Treasurer</i>	Dave Robertson
<i>Newsletter Editor</i>	Tom Beam
<i>Webmaster</i>	Dave Dunlap
<i>Board of Directors</i>	Joe Marchelites
	Wayne Scites
	Bob Ferenc
	Harry Trumball

If you haven't already, now is the time to renew both your NAR and AACA dues for 2024. NAR dues are \$20 per year per family. Please mail a check made out to NAR to:


Dave Robertson  
6503 Rolphmire Lane  
Madison, AL 35757

Additionally, 2024 AACA membership is due as well. The cost is \$45 and can be renewed either online at <https://www.aaca.org/About-AACA/membership.html> or by phone at (717) 534-1910.

Our first meeting of the year is now scheduled for January 25, 2024, at 7:00 PM at 1806 University Drive Huntsville 35801. I encourage all members to join us as we kick off the year with enthusiasm and unity.

As we look ahead to 2024, I believe this will be the best year yet for NAR. We anticipate numerous opportunities to get out and drive, fostering a sense of community and shared passion for antique automobiles.

Thank you once again for your trust and support. Together, let's make 2024 a remarkable year for NAR!

Warm regards, Jeff 

# Spoke Folks Content

President's Message	2
NAR Club Information	3-4
NAR Article	5
AACA Article	6
AACA Judging Guidelines	7-21
2023 Calendar of Events	22
AACA National Calendar	23
Membership Application	24



[facebook.com/groups/naraaca](https://facebook.com/groups/naraaca)

## Spoke Folks

Monthly Newsletter of the North Alabama Region  
Antique Automobile Club of America

<b>President</b>	Jeff Slagle
<b>Vice-President</b>	Chuck Nickey
<b>Secretary</b>	Angie Henslee
<b>Treasurer</b>	Dave Robertson
<b>Newsletter Editor</b>	Tom Beam
<b>Webmaster</b>	Dave Dunlap
<b>Board of Directors</b>	Joe Marchelites
	Wayne Scites
	Bob Ferenc
	Harry Trumball

*Spoke Folks is published monthly and is distributed to Region members and selected others. Non-copyrighted material contained herein may be reprinted if credit is given to Spoke Folks. Views expressed herein do not necessarily reflect the views of the Region Officers or the Board of Directors.*



North Alabama Region



# NAR Club Information

---

## Member Milestones

---

### Birthdays

Jan 4	Russell King
Jan 6	Keith Haney
Jan 16	David Hoha
Jan 25	John Adams
Jan 27	Peggy Richard
Jan 31	Natalie Hoha

### Anniversaries

Jan 9	Robbie and Angie Henslee / 37 in 2024
Jan 9	Jerry and Annette Carignan / 52 in 2024
Jan 9	Marcia Snellen/Danny Barger
Jan 23	Jeff and Drea Slagle

## NAR Monthly Meeting Refreshments

---

25 <sup>th</sup> January	Kelly Entz
22 <sup>nd</sup> February	
28 <sup>th</sup> March	<i>Dinner-Out</i>
25 <sup>th</sup> April	
23 <sup>rd</sup> May	
27 <sup>th</sup> June	<i>Dinner-Out</i>
25 <sup>th</sup> July	
22 <sup>nd</sup> August	
26 <sup>th</sup> September	<i>Dinner-Out</i>
24 <sup>th</sup> October	
21 <sup>st</sup> November	
TBD December	<i>Christmas Party</i>

NAR members are encourage to volunteer to bring refreshments to our monthly meeting. To volunteer, please email Chuck Nickey at [cnickey55@att.net](mailto:cnickey55@att.net).



## NAR Monthly Meeting Programs

---

NAR would love to have its members share their personal antique car stories of interest at its monthly meetings. Presentation time should be between 20 to 30 minutes. If you have one you to share, please volunteer. If you have an idea for one, but need help to track it down, please contact Chuck Nickey at [cnickey55@att.net](mailto:cnickey55@att.net).

22 <sup>nd</sup> February	Ed Hanish
25 <sup>th</sup> April	
23 <sup>rd</sup> May	Kyle Owen / <i>Tentative</i>
25 <sup>th</sup> July	
22 <sup>nd</sup> August	
24 <sup>th</sup> October	
21 <sup>st</sup> November	



Michael Darnell took these great pictures at the Farm Bureau Expo Center in Lebanon, Tennessee. A super nice 1956 Ford Fairlane Victoria and a beautiful 1954 GMC Suburban.

<https://www.youtube.com/watch?v=WCqNK6LnhQ>



Many of us have many fond memories of activities during past years. Nineteen sixty-six was such a year; we were so busy, when we recall "our" National Meet and other activities. But this year. WOW! It too has been a busy and action-packed year!

Although some of our old members have relocated to other states, we have gained many new members this year. And all of us have been busy looking, trading, buying, restoring, and hunting "goodies". Whether we live in North Alabama, Tennessee, Florida, or Pennsylvania, members of this region now have quite a number of nice cars, including several national winners and many under restoration. Besides all the work on our cars, some of our members devoted much time and effort to club projects that include the Totcky Ford Memorial restoration, the clubroom project and beginning a technical and historical library, this magazine, display stanchions, and many different committees devoted to planning and executing shows, tours, and other club activities. Attendance at regular meetings and Executive Board meetings has been very good. Hearty congratulations to the Tennessee Valley Chapter; it became a reality this year and an important part of our region. And you'll need a BIG road map to follow our members during this year's participation in "antique-car" doings!

There was the Dunnivant's Mall Show in Huntsville; the Central Division National Spring Meet in Gatlinburg, Tennessee; the Antique Car Show for Aid to Spastic Children in Birmingham; the Mid-Tennessee Regional Meet in Columbia, Tennessee; the Southeastern Regional Meet at Stone Mountain, Georgia; the Miracle Strip Antique Auto Show at Fort Walton Beach, Florida. The Hillbilly Homecoming at Maryville, Tennessee; the Penney's Mall Show in Huntsville; the Central Division Fall Meet in Baton Rouge, La; the show in Athens, Alabama; the Huntsville Hospitality Meet; the MARC National in Arkansas; the Chickamauga Regional Meet in Chattanooga, Tennessee; the meet at Red Boiling Springs, Tennessee; the Gateway Show in Decatur, Alabama; the Cullman, Gadsden and Ashville "doings" (picnic, tour, parade and barbeque); and, the AACA Fall Meet at Hershey, Pennsylvania. And, oh yes, our annual end-of-the-year dinner party for installation of new officers.

It has been a very busy, busy year and has now become fond memories.

#### TEN COMMANDMENTS FOR JOHN Q. PUBLIC

1. Thou shalt not paw the brasswork with thy sweaty hands.
2. Thou shalt not ask if the car runneth, nor it's value, nor where the owner procureth tires.
3. Thou shalt not remark that the car must have been well cared for, to be so well preserved.
4. Thou shalt not permit thy children, nor thy neighbor's children, to climb upon the cars.
5. Thou shalt not kick the wheels, nor the tires, nor even yet open and slam the doors.
6. Thou shalt not refer to the car as a jalopy, nor as a clunker.
7. Thou shalt not lift the hood of any car, nor finger the switches or controls.
8. Thou shalt not lie, and say, "My father built these".
9. Thou shalt not Blaa-a-att on thy horn when passing in thy modern car, unless true need there of shall arise.
10. Thou shalt net screw thy neck around when passing, thus endangering thy life and that of others.

# AACA Article / Winter Driving Stories

---

**Jim Bollman** / Posted December 16, 2017

My best friend in High School and I both drove Crosleys, he had a 47 pickup and I had a 49 wagon. I ran tractor treads in the Winter if there was snow, so it limited my top speed. He piled cement blocks in the back of the pickup and used tire chains, if there was snow or ice. With the chains and blocks he could actually push snow with his bumper and keep going. We use to go out to the town park with his pickup and drive cross lots into the snow drifts and see how far we would get. When we couldn't get any further I would get out and stand on the back bumper and shift my weight back and forth to get traction. If we couldn't get across we would get out and the two of us would grab the back or the front and walk it sideways till we could get going again. Oh the follies (stupidity) of youth.

An even earlier Winter story was my first time driving on slippery roads. A friend of the family called one evening and asked my Dad if I could come out and help him move a piece of furniture. It had snowed but the roads had been plowed so my Dad sent me out in the family 60 Comet wagon. The friend lived about 4 miles out in the country. NW Ohio was part of the Black Swamp way back and has very deep ditches to drain the land. I turned off the main road onto a secondary and the back ended slid out. I thought that was fun so instead of doing as I had been instructed I kept the fish tailing going until I panicked and hit the brakes. I was instantly in a plowed field stuck, right across the road from a very deep ditch and dead center between two telephone poles. If I had to go off the road it could not have been a better place accept I couldn't get out. A car stopped and of course it was someone that knew me and my family so no getting away with anything. They gave me a ride home. I walk in and my Dad said something like why was I already back. I told him the stupid thing I had done. With no scolding he called a friend that owned the local Sunoco station and asked if he could borrow the tow truck. We drove out he hooked on to the front of the Comet and pulled me through the field and back on the road and he told me to go finish the moving job and to drive slower. I don't recall the incident ever coming up, I don't think my Mother ever found out and I never hit the brakes in a skid again.

**Mike "Hubbie" Sterns** / Posted December 18, 2018

My first car was a 1965 bug. It didn't do bad in the snow or ice. Me and my friend use to go drift bustin' out in the countryside. We would run the bug about 25-35 mph to hit a drift and go up and over it. I got pretty good at doing this until we hit one drift that was a good 3 foot high and about 12 foot long. We got stuck about half way through. It took us an hour getting the bug out. We decided to turn around and headed back to town. On the way we passes a snow plow a mile down the road. We turned back around and soon found the snow plow stuck in the same place we had been stuck. We helped the snow plow driver get out. He was very grateful for our help, as his radio had quit working and he was on his way to the garage to get it fixed. It took him 3 attempts to finally get through.



# AACA Judging Guidelines

---

In preparation for the 2024 AACA / NAR Southeastern Fall Nationals on October 23-26 in Huntsville, AL, Dave Robertson, the NAR Fall Nationals Director suggested that the current AACA Judging Guidelines be published in Spoke Folks for the benefit of its members. Please remember, NAR members can register for judges training at any AACA National events they attend. Judges school at the NAR Southeastern Fall Nationals will be held from 2:00 p.m. to 4:00 p.m. on Friday, October 25.

- **AACA publishes the Official Judging Guidelines booklet every year. Also available online**
- **Judging guidelines & classifications are typically updated annually**
- **Objective of AACA judging process is to evaluate any vehicle based on 'As Delivered' condition, the same condition as the dealer would have prepared for delivery to the customer (See page 1-1)**
  - Includes any feature, option or accessory shown in original factory catalog, parts book, sales literature or company directives
  - Any modifications that were added to conform to Federal law will not cause a point deduction (i.e., adding seat belts)
  - There is no penalty or premium for 'over-restoration' (i.e.. Better finish/gloss than original is over-restoration, non point deduction; chrome plating which was originally painted is non-authentic restoration, point(s) deduction)
  - No judges score(s) will be disclosed to an owner. Upon written request to the Chief Judge, the owner may get an area(s) that needs improvement
  - All vehicles must be pre-registered
  - All vehicles must have a 'working' fire extinguisher
- **Judging is based on two (2) major components:**
  - AUTHENTICITY - vehicle needs to be 100% authentic based on the criteria above, and
  - CONDITION - comprised on two (2) components
    - › Workmanship of the original condition or restoration of the original condition
    - › Maintenance of the vehicle
- **Vehicle are judged in the following major areas**
  - Exterior
  - Interior
  - Chassis
  - Engine

# AACA Judging Guidelines / Continued

---

- **Judging Classifications 2023**

- Drivers Participation Class (DPC) - entered vehicles will not point judged, for vehicles that members enjoy driving. Class allows for some non-authentic upgrades, but must look essentially as it did when it came from the factory
- Historic Preservation of Features (HPOF) - entered vehicles will not point judged, for vehicles that are 'original' not restored. The class was established to encourage the saving and display of collector vehicles in their original, as manufactured, condition.
- Competition Judged Classes (140+ Classes, pages 4-7 thru 4-25) - entered vehicles will be point judged, starting at 400 points
  - › All judged classes are for 'Factory Original' vehicles except for Class 35C Pre-Certified Second Generation Collector Vehicle. This class required pre-certification from AACA HQ (page 4-16)
- **DPC vehicles are not rigorously POINT JUDGED, they are EVALUATED according to DPC guidelines. See DPC Certification Form, 3-12. Owners must complete the form prior to judging/inspection. Upon approval, vehicle will be certified and awarded DPC Certification including a DPC board, chip and badge (page 4-5)**
- **HPOF vehicles are not rigorously POINT JUDGED, they are EVALUATED according to the HPOF guidelines. See HPOF Certification Form, 3-10. Owners must complete the form prior to judging/inspection. Upon approval, the vehicle will be certified and awarded HPOF Certification including HPOF board, badge and 'Original' chip (pages 4-3 & 4-4)**
- **Competition Judged Classes - Any vehicle entered into a class will be 'point' judged in the four (4) main areas as shown on judging form. See Automobile Judging Form. Judging starting with a point total of 400 points. Each item on the judging form has been assigned a maximum point value. Deficiencies are deducted from this total. NO DEDUCTIONS FOR OVER RESTORATION.**
- **Three (3) categories of AACA Competition Judge Class Awards (see Family Tree of National Awards, Section 4 Appendix)**
  - **Junior** - vehicles are judged in this category at its' first National event. Will remain in this category until they win FIRST JUNIOR. 1\* Junior winners receive a National First Prize badge and allow the vehicle then to compete at the next level, Senior category
  - 1<sup>st</sup> Junior awarded the highest score in a class, at or above the 365 point minimum, plus ALL other scoring within 10 points thereof and at or above the 365 minimum.
  - 2<sup>nd</sup> Junior - vehicles that score 11 or more points below the top scoring 1\* Junior and at or above 330 points
  - 3<sup>rd</sup> Junior - vehicles that score 11 or more points below the top scoring 2nd Junior and at or above 295 points



# AACA Judging Guidelines / Continued

---

- **Senior** - the vehicle must have the highest score in the class with a minimum score of 375 points. Also any other vehicle scoring within 10 points of the highest score and at or above 375 will also be awarded a Senior award
  - › Senior award winners can then compete for a Preservation award, and Repeat Preservation
  - › All Senior Award winners are invited to the Grand Nationals
- **AACA has rules on Change of Ownership of award-winning vehicles. (pages 4-29 thru 4-30)**
- **AACA has rules on Class Registration Changes (pages 4-31 thru 4-32)**
  - AACA keeps all vehicles with owners information in their database
  - Each vehicle is assigned a separate and unique ID (page 3-4)
  - Owner can switch class only once every ten (10) years after winning an award
  - Specific restrictions on switching classes
- **AACA has restrictions on vehicle information signs.**
  - Only approved signs can be displayed or vehicle will not be judged
  - See AACA Custom Car Signs page. Contact Jon Curtis at AACA HQ [jcurtis@aca.ore](mailto:jcurtis@aca.ore)
  - Leadtime is 4 weeks, cost ~\$50

# Other Nationals Information

---

- **AACA requires a National Judging School be held at every Nationals event**
  - AACA encourages first time judges to attend the school (considered an Apprentice Judge)
  - Each judge attending the school will earn one credit
  - Following the school, Continuing Judges Education (CJE) breakout sessions will be held. Judges earn one credit for attending a session
  - Apprentice judges will continue their training by judging DPC vehicles on the show field. Process will be led by the Apprentice Judging Team Leader.
  - Each judge earns one credit each time they 'judge'
  - Judges are recognized at every Judges Breakfast held before the show. For 5 credits, a judge will be awarded the Senior Judge certificate. 10 credits earns Master Judge pin, board & certificate
  - Awards continue every 25 points up to 400+
- **AACA requires a Judges Breakfast be held at every Nationals event**
  - Cost \$10 last year
  - Each judge will be assigned a Team Captain and assigned their category assignment (i.e. chassis) and receive their individual category worksheet
  - Judging is done in teams of four (4) judges plus a team captain.
  - One judge will be responsible for their category on all cars judged
  - After judging is complete, judging teams will transfer their individual category deductions to the Team Captains judging form
  - No cost to register to be a judge, only cost is for the break fast.
  - Register via [aaca.org](http://aaca.org) website or by completing the registration form in the Judges Newsletter

# Important Judging Nationals Information

---

Our goal in this tri-fold is to arm you with pertinent and basic information to make your experience in registering your vehicle for a nationals much easier. We also hope to provide information to make your AACA Nationals experience enjoyable and stress free.

## **AACA Philosophy**

The AACA philosophy is that there are 3 different types of vehicles: They were first original, then became drivers, and then restored back to original for class judging.

**ORIGINAL** - Historic Preservation of Original Features (HPOF). This is for un-restored, as delivered vehicles with factory approved accessories.

**DRIVERS** - Drivers Participation Class (DPC). This is for vehicles that may have had some restoration performed, been repainted and certain upgrades performed such as: seat belts, seat coverings, turn signals, stop lights, sealed beam/halogen headlamps, radial tires, alloy wheels of the same era and/or same vehicle manufacturer, radio upgrades, electrical upgrades, brake upgrades (bolt on), steering upgrades (bolt on), air conditioning, overdrive system and altered exhaust.

**CLASS JUDGING** - This is for restored vehicles that have been restored back to original with factory approved accessories and/or original vehicles that appear new.

**SPECIAL INTEREST CLASS** - A Display only, non-judged class. Vehicles such as: Celebrity, in movies or on TV, of historical significance, of innovative design.

Included is a listing of the standard AACA Judging Classes. For a more thorough explanation you can go to [www.aaca.org](http://www.aaca.org) and review the latest edition of the AACA Judging Guidelines.

**NO STREETRODS, MODIFIEDS OR KIT CARS.**

## **Registering**

You have two ways to register, using the enclosed card or online at [members.aaca.org](http://members.aaca.org). If you register online you must print it out and mail your payment in along with the registration printout. Many seasoned show participants use the online process.

Please, print legibly on registration cards!

AACA vehicle number is only for vehicles that have previously been shown. If this is the first time you are showing this particular vehicle leave the line blank.

Class numbers are listed on the back. If you are showing in an evaluated class (HPOF or DPC) they will not have a class number. Original and un-restored type vehicles are entered in the Historical Preservation of Original Features class (HPOF) and touring or driver vehicles are eligible for the Drivers Participation Class (DPC).

VIN is the vehicle identification number or serial number. Horsepower is necessary for Class 36 verification.

# Important Judging Nationals Information

---

If you are showing a car in Class 24 (Race Car) the vehicle must be certified through the race car certification committee prior to the Nationals. Please contact National Headquarters for the certification application.

Please let us know if you are the new owner of a vehicle that has previously been shown in AACA, It will be necessary for you to call national headquarters at 717-534-1910 to make sure we have the vehicle removed from the previous owner's records. The judging guidelines will outline your options of starting fresh with our award program or continuing to the next award for which the vehicle qualifies.

If you and your spouse own vehicles individually it is important that you check the spouse section if the vehicle belongs to the spouse. The primary member is the one who gets the registration card. Our system does not allow it to be done any other way. So please mark the card accordingly.

If you have decided that you want to change between categories such as class judging to DPC remember that you can only change categories once in 10 years. Make your choices carefully as you cannot move in and out of class judging, DPC and HPOF. If you decide to restore your DPC or HPOF vehicle, you can then be entered in the Junior class by notifying AACA and removing the DPC or HPOF badge. Complete details are in our Judging Guidelines.

## **Prior to and at the Nationals**

Bring documentation for your vehicle! Especially if it is limited production, unusual or has rare options.

Did you bring your fire extinguisher? **It is mandatory!**

Make sure you have your confirmation number for your hotel or motel.

Please read the Nationals tri-fold which has been sent to you or available online for instructions on trailer parking if needed. It may be easier for you to drop off your trailer prior to going to the hotel or registration area. Some hotels are not trailer friendly.

You can pick up your registration packet prior to show day at the place designated by the region. Usually at the host hotel or show site. If not, registration packets are available on the day of the show as you drive into the venue.

Complete the judging or evaluation sheet found in your registration packet, sign it and leave on driver's seat.

Place the windshield card beneath your wiper or on windshield on vehicles so equipped. Otherwise make it accessible and visible.

Remove items from trunk and interior such as coolers, literature, etc. prior to judging (DPC vehicles are excluded). You may put them back in after judging if you wish.

## **Make sure fire extinguisher is visible.**

Doors need to be unlocked, trunk open, windows up, convertible top up and hood open for judging. Please stay with your vehicle until it is judged/evaluated. Some vehicles it may be necessary to keep hoods closed etc. but the judges will need YOU to open them during their evaluation.



# Important Judging Nationals Information

---

Helpful hint: If you have a vehicle that is rare, limited production and/or unusual options you may want to mention to the team captain that you have your documentation if a question of authenticity arises. Remember: It must be FACTORY documentation.

If this is the first time you have shown a vehicle plan on attending the Owner's Briefing which is usually around 9:30 AM in the morning of the show. If you have a problem there will be people at the host region and AACA national officials there to help you. You will also find out that fellow AACA members will be glad to show you the ropes.

Remember: You are not allowed to remove your vehicle until 3:00 PM or when dismissed by the chief judge early due to inclement weather.

If you did not receive the award you are seeking, a highlighted form of deductions is available by writing to the VP of Judging. Self-addressed, stamped envelope required. VP of Judging address can be found in the "Antique Automobile" Magazine.

Now, most importantly HAVE FUN!

# AACA Official Vehicle Classification / Adopted December 1951, Revised 2023

<b>Class</b>	<b>Description</b>
HPOF	Historical Preservation of Original Features
DPC	Driver Participation Class
01A	3-wheelers, Orient Buckboards & Cycle Cars thru 1941
01B	3-wheelers 1942-1998
01C	Auto Red Bugs, Smith Flyers, Briggs & Stratton Flyers and similar vehicles thru 1998
02	High wheel (solid tire) buggy-type vehicles: thru 1919
03A	Electric vehicles: thru 1905
03B	Electric vehicles 1906 - 1998
04A	Small vehicles, specifically named thru 1941
04B	Small vehicles, specifically named 1942-1998
04C	All Volkswagen vehicles thru 1998
05A	Motorcycles thru 1919
05B	Motorcycles, 1920-1945
05C	Motorcycles, 1946-1959
05D	All motorized bicycles & mopeds including Whizzer, Sportsman & Ambassador models thru 1998
05E	Cushman Eagles thru 1965
05F	All motor scooters and other 2 or 3-wheeled vehicles with small diameter wheels (ex. Mustang cycles) thru 1960 (all motorbikes with engine size 50cc must be street legal.)
05G	All motor scooters and other 2 or 3-wheeled vehicles with small dia. wheels (ex. Mustang cycles), 1961-1998 (all motorbikes with engine size 50cc must be street legal.)
05H	Motorcycles, 1960-1998
06	Steam vehicles thru 1905
07	Steam vehicles, 1906-1914
08	Steam vehicles, 1915-1929
09A	Gas vehicles, 1 cylinder thru 1912
09B	Gas vehicles, 2 or 3 cylinder thru 1913
10A	Ford "T", brass radiator, 1909-1912
10B	Ford "T", brass radiator, 1913-1916
11	Ford "T", steel shell radiator, 1917-1927
12	Gas vehicles, not previously classified, thru 1905
13A	Gas vehicles, 4 cylinder, 1906-1909
13B	Gas vehicles, 4 cylinder, 1910-1912
14	Gas vehicles, more than 4 cylinder, 1906-1912
15	Gas vehicles, 4 cylinder, 1913-1919
16	Gas vehicles, more than 4 cylinder, 1913-1919
17A	Gas vehicles, 2-wheel brakes, 4 cylinder 1920-1929
17B	Gas vehicles, 2 wheel brakes, more than 4 less than 8 cylinder, 1920-1929
17C	Gas vehicles, 2-wheel brakes, 8 cylinder or more, 1920-1929
18A	Gas vehicles, 4-wheel brakes, 4 cylinder, 1920-1929
18B	Gas vehicles, 4-wheel brakes, more than 4 less than 8 cylinder, 1920-1929
18C	Gas vehicles, 4-wheel brakes, 8 cylinder & more, 1920-1929
19A	Classic vehicles, specifically named, 1915-1931
19B	Classic vehicles, specifically named, 1932-1933
19C	Classic vehicles, specifically named, 1934-1936
19D	Classic vehicles, specifically named, 1937-1939
19E	Classic vehicles, specifically named, 1940-1948
20A	Production vehicles, (excluding Fords), 1930-1931
20B	Production vehicles, (excluding Fords), 1932-1933
20C	Production vehicles, (excluding Fords), 1934-1935
20D	Production vehicles. (excluding Fords), 1936-1937

## AACA Official Vehicle Classification / Continued

---

<b>Class</b>	<b>Description</b>
20E	Production vehicles, (excluding Fords), 1938-1939
20F	Production vehicles, (excluding Fords), 1940-1945
21A	Ford "A", open vehicles, 1928-1929
21B	Ford "A", closed vehicles, 1928-1929
21C	Ford "A", open vehicles, 1930-1931
21D	Ford "A", closed vehicles, 1930-1931
21E	4 cylinder and V-8 Ford vehicles, 1932-1934
21F	4 cylinder and V-8 Ford vehicles, 1935-1937
21G	V-8 Ford vehicles, 1938-1940
21H	Ford vehicles 6 cylinder & V-8, 1941-1948
22A	Commercial vehicles, load capacity under 1 ton - thru 1927
22B	Commercial vehicles, load capacity under 1 ton - 1928-1942
22C	Commercial vehicles, load capacity under 1 ton - 1943-1966
22D	Commercial vehicles, load capacity 1 ton & over thru 1927
22E	Commercial vehicles, load capacity 1 ton & over-1928-1942
22F	Commercial vehicles, load capacity   ton & over-1943-1966
22G	Commercial vehicles, load capacity under 1 ton-1967-1998
22H	Commercial vehicles, load capacity ] ton & over-1967-1998
22I	Military Vehicles thru 1998
22J	Motorhomes thru 1998
23	Fire vehicles thru 1998
24A	Competition (documented and pre-certified racing vehicles-oval, circular or straight course) thru 1998
24B	Competition (documented and pre-certified racing vehicles road, hill climb or gymkhana course) thru 1998
24C	Competition (documented and pre-certified racing Motorcycles-all courses) thru 1998
24D	Unrestored Race Vehicles (documented & pre-certified) thru 1998 (preservation awards only)
25A	Sports vehicles thru 1960
25B	Sports vehicles - Open 1961-1969
25C	Sports vehicles - Closed 1961-1969
25D	Sports vehicles - Open 1970-1998
25E	Sports vehicles - Closed 1970-1998
26A	Production vehicles, (excluding Fords), 1946-1947
26B	Production vehicles, (excluding 1948 Fords), 1948-1949
26C	Production vehicles, 1950-1951
26D	Production vehicles, 1952-1953
27A	Production vehicles, (excluding 1955 Chevrolet), 1954-1955
27B	Production vehicles, (excluding Chevrolet), 1956-1957
27C	Production vehicles, 1958-1959
27D	Production vehicles, 1960-1961
27E	Production vehicles, 1962-1963
27F	Production vehicles, 1964-1965
27G	Production vehicles, 1966-1967
27H	Production vehicles, 1968-1969
27I	Production vehicles, 1970-1971
27J	Production vehicles, 1972-1973
27K	Production vehicles, 1974-1975
27L	Production vehicles, 1976-1977
27M	Production vehicles, 1978-1979
27N	Production vehicles, 1980-1981

## AACA Official Vehicle Classification / Continued

---

<b>Class</b>	<b>Description</b>
27O	Production vehicles, 1982-1983
27P	Production vehicles, 1984-1985
27Q	Production vehicles, 1986-1987
27R	Production vehicles, 1988-1989
27S	Production vehicles, 1990-1994
27T	Production vehicles, 1995-1998
29	Prestige vehicles, specifically named, 1946-1998
30A	Chevrolet Corvette, 1953-1962
30B	Chevrolet Corvette, 1963-1967
30C	Chevrolet Corvette, 1968-1977
30D	Chevrolet Corvette, 1978-1983
30E	Chevrolet Corvette, 1984-1998
31	Ford Thunderbird, 1955-1957
32	Chevrolet (excluding Corvette), 1955-1957
34A	Ford Mustang, 1965-1966
34B	Ford Mustang, 1967-1970
34C	Ford Mustang, (including Mustang II), 1971-1998
34G	Chevrolet Camaro (except High Perf.), 1967-1969
34H	Chevrolet Camaro (except High Perf.), 1970-1981
34I	Chevrolet Camaro (except High Perf.), 1982-1998
35A	Designated Limited Production and Prototype vehicles thru 1998
35B	Designated Limited Production and Prototype vehicles thru 1998 which do not meet criteria for 35A
35C	Pre-certified Second Generation Collector Vehicle (SGCV) thru 1998
36A	Factory High Performance - Buick & Pontiac, 1957-1969
36B	Factory High Performance - Chevrolet & Oldsmobile, 1957-1969
36C	Factory High Performance - Chrysler, Dodge & Plymouth, 1955-1969
36D	Factory High Performance - Ford & Mercury, 1957-1969
36E	Factory High Performance - American Motors Corp., 1960-1969
36F	Factory High Performance - Buick & Pontiac, 1970-1987
36G	Factory High Performance - Chevrolet & Oldsmobile, 1970-1981
36H	Factory High Performance - Chrysler, Dodge & Plymouth, 1970-1980
36I	Factory High Performance - Ford & Mercury, 1970-1980
36J	Factory High Performance - American Motors Corp., 1970-1980
36K	Factory High Performance - Trucks, 1966-1989
36L	Factory High Performance - Buick & Pontiac, 1990-1998
36M	Factory High Performance - Chevrolet & Oldsmobile, 1990-1998
36N	Factory High Performance - Chrysler, Dodge & Plymouth, 1990-1998
36O	Factory High Performance - Ford & Mercury, 1990-1998
36P	Factory High Performance - Trucks, 1990-1998
36Q	Factory High Performance - Studebaker 1955-1964
37A	Professional Vehicles - Ambulances, taxis, police cars, funeral vehicles thru 1942
37B	Professional Vehicles - Ambulances, taxis, police cars, funeral vehicles, 1943-1998
38	Sport Utility Vehicles, 1966-1998
39	Special Interest Class - pre-certified thru 1998 (display only)

For more information go to: [AACA.org](http://AACA.org)



## AACA Nationals Awards / Scoring

### SCORING FOR JUNIOR AWARDS

**FIRST JUNIOR** – The highest scoring vehicle in a class, at/or above the 365 minimum, is a First Junior winner, together with all other vehicles scoring within 10 points thereof and at/or above the 365 minimum.

**SECOND JUNIOR** – The vehicle whose score is 11 or more points below the top scoring First Junior winner and at/or above 330 points is the Second Junior winner, together with all other vehicles scoring within 10 points thereof and at/or above the 330 minimum.

**THIRD JUNIOR** – The vehicle whose score is 11 or more points below the Second Junior winner and at/or above 295 points is the Third Junior winner together with all other vehicles scoring within 10 points and at/or above the 295 minimum.

**MULTIPLE AWARDS** – In the summary column, not only should the 1<sup>st</sup>, 2<sup>nd</sup>, or 3<sup>rd</sup> Junior be circled, IF applicable, but Multiple Award should be circled if this vehicle is receiving an award that one or more other vehicles is receiving.

### SCORING FOR SENIOR AWARDS

The vehicle with the highest score in the class with a minimum score of 375 wins the Senior Award as well as any other vehicle scoring within 10 points of the highest score and at/or above 375 points.

**MULTIPLE AWARDS** – In the summary column, not only should Senior be circled, IF applicable, but Multiple Award should be circled if this vehicle is receiving an award that one or more other vehicles is receiving.

### SCORING FOR PRESERVATION AWARDS

A Senior vehicle or vehicles scoring 350 points or more will be awarded the Preservation Award.

Team Number \_\_\_\_\_ Team Captain Name (please print) \_\_\_\_\_ Phone No. \_\_\_\_\_

Team Captain Comments: \_\_\_\_\_

---

---

---

---

---

---

---

---

---

---

SECTION 3 APPENDIX

3-12. DPC Certification Form

**Driver Participation Class (DPC)**  
ANTIQUE AUTOMOBILE CLUB OF AMERICA


NOTE: VEHICLE OWNERS PLEASE COMPLETE THE SHADED AREAS TRUNK OPEN AT OWNER'S OPTION

CATEGORY (LIST ANY ALTERATIONS)	APPEARS ORIGINAL YES/NO	ACCEPTED UPGRADES INSTALLED	CONFORMS TO DPC STANDARDS	COMMENTS
EXTERIOR				
Replace Side Trim	✓		✓	Plated Originals
INTERIOR				
Replace Floor Mats	✓		✓	Replaced After Market
CHASSIS				
Replaced Tires		✓	✓	One Size Larger Original Not Available
ENGINE				
New Radiator		✓	✓	Original Replacement

The following are exceptions that will not disqualify the vehicle: seat belts, seat coverings, turn signals, stop lights, sealed beam/halogen headlights, radial tires, alloy wheels of the same era and/or same vehicle manufacture, electrical upgrades (bolt on), steering upgrades (bolt on), air conditioning, overdrive system and altered exhausts.

OWNER'S CERTIFICATION: I CERTIFY THAT THE INFORMATION SUPPLIED IS TRUE TO THE BEST OF MY KNOWLEDGE.

MUST CERTIFY IN ALL FOUR CATEGORIES

This vehicle has a UL-approved fire extinguisher 

**SUMMARY**

FIRST CERTIFICATION  
REPEAT CERTIFICATION  
REFLECTED  
(CIRCLE ONE)

APPROVED  
*K. Smith*  
TEAM CAPTAIN  
*D. Jones*  
TEAM MEMBER

OWNER NOTIFIED VEHICLE NOT CERTIFIED

DPC-12

*K. Smith*  
Owner's Signature

SECTION 3 APPENDIX

3-10. HPOF Certification Form

HPOF CERTIFICATION FORM

OWNER MUST CHECK THOSE COMPONENTS AND FINISHES KNOWN TO BE NON-ORIGINAL

This vehicle has a UL approved fire extinguisher

Evaluation summary

CERTIFICATION Compliance  Not met  Maintenance  Authenticity

CIRCLE AWARD

HPOF Oval

REPEAT HPOF (4pt)

- Judge **INTERIOR** Comments – Owner
- Seat panel
  - Back rest
  - Door panels, headliner
  - Floor Covering, sills, trim, welting
  - Console, shifter
  - Dash/instruments/AC/sound system
  - Steering wheel, column, pedals
  - Handles, cranks, windows
  - Trunk
  - Other

- Judge **ENGINE / DRIVE TRAIN** Comments – Owner
- Heads, valve covers
  - Block, manifolds, crankcase
  - Battery, starter
  - Gen/Alt, A/C, pumps
  - Wiring, ignition
  - Fuel system, carburetor, filters
  - Radiator/fan, horn
  - Clamps, fasteners, hoses, belts
  - Firewall, finish
  - Drive system, steering
  - Wheels, rims, tires
  - Suspension, chassis, exhaust
  - Other

- Judge **BODY / EXTERIOR** Comments – Owner
- Hood, front fenders
  - Trunk, rear fenders
  - Doors
  - Roof, panels
  - Bumpers, grill, radiator shell
  - Trim, striping, molding
  - Lights
  - Accessories
  - Missing / non-authentic parts
  - Other

COMPLIANCE TABLE (Judges Use Only)

	Thru 1931	1932 Thru 1959	1960 And Newer
HPOF Oval or Repeat HPOF	21-30	23-30	24-30

Full Compliance 30  
 Less Non-compliance -  
**COMPLIANCE TOTAL** \_\_\_\_\_

Signatures:  
 Team Capt: \_\_\_\_\_  
 Team Members: \_\_\_\_\_

Owner notified of major non-compliant areas  Yes  No

Suggested for:  
 DPC  
 Class Judging

I CERTIFY THAT THIS INFORMATION IS CORRECT  
 OWNER'S SIGNATURE (Mandatory) \_\_\_\_\_ DATE \_\_\_\_\_

Owner **SHOULD** place a check mark next to each component and finishes known to be non-original. If the owner is not **ABSOLUTELY CERTAIN**, please leave the box empty. There is no penalty for not marking a box.








SECTION 3 APPENDIX

3-3. Team Captains Evaluation Sheet



TEAM CAPTAINS EVALUATION SHEET  
COMPLETED BY THE JUDGING TEAM

Team Number 139 or Team Captain Name \_\_\_\_\_

1. Did the Team Captain introduce himself/herself to the team at Judges Breakfast?  
YES  NO   
Comments \_\_\_\_\_

2. Did the Team Captain introduce himself/herself to the vehicle owner and thank them for bringing their vehicle to the meet?  
YES  NO   
Comments \_\_\_\_\_

3. Did the Team Captain offer assistance/guidance to less experienced judges on the team?  
YES  NO   
Comments Was in a hurry to get done

4. Did the Team Captain make you feel at ease while performing your duties?  
YES  NO   
Comments Anything was good enough

5. Did the meet arbor to ask for Factory Documentation and did the Team Captain ask for it?  
YES  NO   
Comments Yes - Vehicle had wrong tires  
No - We took major deduction didn't talk to the owner

6. Did the Team Captain choose an Assistant from the team?  
YES  NO   
Comments \_\_\_\_\_

SECTION 3 APPENDIX

3-4. Windshield Card

Antique Automobile Club of America  
Eastern Fall Meet  
October 10 - 13, 2012  
Hershey, PA

PLACE JUDGED/EVALUATED STICKER HERE

**Original HPOF**

1953 Packard

8 cyls Sedan

Hulon C McCraw

Hendersonville, NC

22294 HPOF

Vehicle # \_\_\_\_\_ Class Number \_\_\_\_\_  
Historical Preservation of Original Features

# 2024 Calendar of Events

For event detail see: <http://www.naraaca.org/calendar.html>

## January

- 25 North Alabama Region of the AACA Monthly Meeting** / Museum of Information Explosion / 1806 University Drive, Huntsville, AL / 7:00 p.m.

## February

- 3 Cars & Coffee** / MidCity / 5909 University Drive, Huntsville, AL 35806 / 8:00 a.m. to 10:00 a.m.
- 3-4 53rd Annual World of Wheels** / Birmingham, AL / [worldofwheels.net/Birmingham](http://worldofwheels.net/Birmingham)
- 4 36th Annual Stones River AACA Swap Meet** / Fairgrounds, Nashville, TN / Entry fee \$10 / 6:30 a.m. to 3:00 p.m.
- 8-10 AACA Annual Convention and National Awards Banquet** / Chantilly, VA
- 10 Priceville Cars N' Coffee** / Morgan County Veteran's Memorial, Priceville, AL / 2<sup>nd</sup> Saturday every month / \$5 buys all the coffee you can drink
- 10 Cars and Coffee in the Country** / Taft Grocery and Grill / 1374 Ardmore Hwy, Taft, TN / 8:00 a.m. to 11:00 a.m.
- 17 Horse Power Therapy Cars and Coffee** / Stovehouse / 3414 Governors Drive, Huntsville, AL 35805 / 3<sup>rd</sup> Saturday every month / 8:30 a.m. to 10:30 a.m.
- 17 Rick's BBQ Cruise-In** / 25633 Main Street, Ardmore, TN / 1:00 p.m. to 3:00 p.m.
- 22 North Alabama Region of the AACA Monthly Meeting** / Museum of Information Explosion / 1806 University Drive, Huntsville, AL / 7:00 p.m.

## March

- 2 Cars & Coffee** / MidCity / 5909 University Drive, Huntsville, AL 35806 / 8:00 a.m. to 10:00 a.m.
- 9 Priceville Cars N' Coffee** / Morgan County Veteran's Memorial, Priceville, AL / 2<sup>nd</sup> Saturday every month / \$5 buys all the coffee you can drink
- 9 Cars and Coffee in the Country** / Taft Grocery and Grill / 1374 Ardmore Hwy, Taft, TN / 8:00 a.m. to 11:00 a.m.
- 9 57th Annual Swap Meet** / Kyana Region AACA / Exposition Center, Louisville, KY
- 16 47th Annual Huntsville St. Patrick's Day Parade** / Lot K / 11:00 a.m. / Huntsville, AL
- 16 Horse Power Therapy Cars and Coffee** / Stovehouse / 3414 Governors Drive, Huntsville, AL 35805 / 3<sup>rd</sup> Saturday every month / 8:30 a.m. to 10:30 a.m.
- 16 Rick's BBQ Cruise-In** / 25633 Main Street, Ardmore, TN / 1:00 p.m. to 3:00 p.m.
- 28 North Alabama Region of the AACA Monthly Meeting** / Quarterly Dinner-Out Meeting / Location TBD / 6:00 p.m.

# AACA 2024 National Shows and Tours Calendar

Please verify prior to making plans to attend any event listed.

<https://aaca.org/aacanationalshowsandtourscalendar/>

- February 8-10 AACA Annual Convention / Chantilly, Virginia
- March 17-23 Founders Tour 'Touring Cajun Country' / Lafayette, Louisiana
- March 21-24 Special Winter Nationals / Guaynabo, Puerto Rico
- April 4-6 Southeastern Spring Nationals and Grand National / Charlotte, NC
- June 9-13 Eastern Divisional Tour / Fredericksburg, Virginia
- June 20-22 Eastern Spring Nationals / Saratoga, New York
- July 10-13 Western Divisional Tour / Big Horn Mountain, Wyoming
- September 12-14 Western Fall Nationals / Loveland, Colorado
- September 22-27 Revival AAA Glidden Tour® / Fairfield, Pennsylvania
- October 8-11 Eastern Fall Nationals / Hershey, Pennsylvania
- October 23-26 Southeastern Fall Nationals / Huntsville, Alabama



## Wacky winter drivers







# The North Alabama Region of the Antique Automobile Club of America



## Membership Application / Renewal

Local dues are \$20 per year (Including monthly newsletter). Please bring this application to a meeting or mail it and a check made out to NAR to:

North Alabama Region - AACA  
c/o Dave Robertson, 3503 Rolphmire Lane, Madison, AL 35757

Name/Spouse's Name \_\_\_\_\_

Child(ren)'s Name(s) \_\_\_\_\_

Address \_\_\_\_\_

City / State / Zip Code \_\_\_\_\_

Phone Number(s) \_\_\_\_\_

Email Address \_\_\_\_\_

Birthday / Anniversary (Optional) \_\_\_\_\_

Member Sponsor (Optional) \_\_\_\_\_

AACA Number \_\_\_\_\_

Membership in the Antique Automobile Club of America (AACA) is required. If you are not currently an AACA member, please let us know and we will send you a membership application or go to [www.aaca.org](http://www.aaca.org) to apply online. Dues are \$45/year or \$700/life including bi-monthly newsletter. Student membership is \$12/year.

Signature \_\_\_\_\_

### Antique Vehicles Owned (Optional)

Year	Make	Model	Body Style
_____	_____	_____	_____
_____	_____	_____	_____
_____	_____	_____	_____

For more information about the club contact the President, Jeff Slagle (256) 679-9775  
or visit the club website at <http://naraaca.org>