

# Spoke



# Folks

Antique Automobile Club of America  North Alabama Region



Harold Caneer and his Kurtis 500



# President's Message

Jeff Slagle *President*

Greetings to all! I hope everyone is doing well.

Firstly, I would like to share something that I just recently learned. The very first Ford Mustang was purchased by a Canadian airline pilot named Stanley Tucker on April 15th, 1964. However, the official release date for the Mustang was April 17th, 1964, when it was introduced to the public at the New York World's Fair. So, while the first Mustang was technically sold two days before its official release date, April 17th is widely regarded as the "birth date" of the Mustang.

That was just something that was historical in the month of April...

Next, I would like to thank everyone who attended last month's dinner meeting. We had a fantastic turnout, delicious food, and over 40 members in attendance. It's always great to see such a strong community of car enthusiasts come together.

In addition to the dinner meeting, NAR participated in numerous events around North Alabama. Just some of the events included the Madison County Motorheads Car Meet, the Meridianville Car Show, Eli's Block Party, The Ditto Landing Car Show (AKA – 7th Annual Rods and Wheels Cruise-In), CFM 2nd Annual Car and Truck Show, and Multiple Cars and Coffee and Cruise-Ins which have been held around the community.

As we move into the coming months, the car community is becoming busier and more active and there is always something to do. This past month, I met a youngster who was just enamored by one of my antique cars. Of course, I was at the gas station, and in a hurry, but, I did enjoy sharing some of the information about the car. Then later, I got to thinking about that event and it again occurred to me that today's youth is the future of the car community. That being said, I would like to remind everyone that encouraging young people to be interested in antique cars is a wonderful way to preserve the rich history of the automobile industry. Also, by introducing them to the fascinating stories behind classic cars and the people who build them, we can inspire a new generation of enthusiasts who appreciate the artistry, engineering, and culture of these vintage vehicles.

Next, our club has already started planning for our annual car show. We are starting to look for volunteers for everything related to the show. So, if you would like to volunteer or just be voluntold, please let Chuck or myself know.

Also, as a reminder again, if you haven't paid your 2023 dues, please send a \$20 check made out to "NAR" to Jim True at 16651 East Limestone Road, Harvest, AL 35749.

Lastly, I want to extend my gratitude to all our members for their continued support and dedication to our club. It's your enthusiasm and passion for cars that makes our community so special.

As always, if you have any suggestions or ideas for future events, please don't hesitate to share them with me.

I am looking forward to seeing everyone on April 27, 2023, at 7:00 p.m. for the NAR Monthly Meeting at 1806 University Dr NW, Huntsville, AL 35801.

Happy motoring and remember that tires are disposable but memories last forever,

Jeff 

## Spoke Folks Content

President's Message	2
NAR Meeting Minutes	3
NAR Club Information	4-6
NAR Article	7-9
Car Dash Quiz	10
2023 Calendar of Events	11-14
AACA National Calendar	15
Membership Application	16



[facebook.com/groups/naraaca](https://facebook.com/groups/naraaca)

## Spoke Folks

Monthly Newsletter of the North Alabama Region  
Antique Automobile Club of America

<b>President</b>	<b>Jeff Slagle</b>
<b>Vice-President</b>	<b>Chuck Nickey</b>
<b>Secretary</b>	<b>Angie Henslee</b>
<b>Treasurer</b>	<b>Jim True</b>
<b>Newsletter Editor</b>	<b>Tom Beam</b>
<b>Webmaster</b>	<b>Vacant</b>
<b>Board of Directors</b>	<b>Joe Marchelites</b>
	<b>Wayne Scites</b>
	<b>Bob Ferenc</b>
	<b>Harry Trumbull</b>

*Spoke Folks is published monthly and is distributed to Region members and selected others. Non-copyrighted material contained herein may be reprinted if credit is given to Spoke Folks. Views expressed herein do not necessarily reflect the views of the Region Officers or the Board of Directors.*



North Alabama Region



23 February 2023

Meeting called to order at 7:07 p.m.

## Old Business

- NAR 60<sup>th</sup> Anniversary
- Secretary minutes voted on and approved.
- Club gear: nametags, shirts, caps, jackets, etc.
- Website: Vacant
- Facebook report: going smoothly.
- Online roster: <https://naraaca.ctrn.co/directory/index.php>

## New Business

- Dues need to be paid for the new year.
- \$20 NAR dues; \$45 AACA dues. Please pay if you haven't already.
- Birthdays: 10 in February.
- Anniversaries: 1 in February
- Member Projects: Several.

## Cars Sold

- Doug Cooper sold 2 Hudsons.

## Club Activities Discussed for 2023

- Next Month's meeting is a meal, which is still under discussion. Announced later.
  - March 11: St Patrick's Day Parade. 11:00 a.m. Meet at lot K.
  - A message was read from our founding members.
- 
- 38 members present tonight.
  - Door prizes awarded.
  - Refreshments provided by Chuck and Lynn Nickey. A delicious 60<sup>th</sup> anniversary cake.
  - Presentation tonight by Mr. Tom Beam. Tom told us about his trip to the National Convention where he received an award for Master Editor.
  - Nell Owen presented pictures from the 50th anniversary celebration.
  - Meeting adjourned: 8:37 pm

# NAR Club Information

---

## Member Milestones

---

### Birthdays

April 4     Danny Barger  
April 5     John Kleyer  
April 6     Shannon Johnson  
April 7     Jim Stutts  
April 25    Doug Swartz

### Anniversaries

April 25    Bob and Linda Weidman / 59 in 2023



## Classified

---

- Harold Caneer has a 1962 Austin Healy 3000 for sale. The car is currently dismantled. Price \$3000.00. Please contact Harold Caneer at: Email: [hlytree@att.net](mailto:hlytree@att.net) Telephone: (256) 698-4624

## NAR Monthly Meeting Refreshment

---

April         Joe Stegmaier  
May          Jerry Carignan  
June         *Dinner Out*  
July  
August  
September   *Dinner Out*  
October  
November  
December    *Christmas Party*



## In Remembrance of Dan Moore

---

I am sad to report that NAR member, Dan Moore, recently passed away. He had been battling health problems with his liver this last year and had been through so many tests and hospital stays although the doctors could not seem to find the crux of his problems. He had been especially ill these last two weeks.

He finally was so dehydrated he went to the hospital where they admitted him to ICU. They could not get his blood pressure stabilized and he had an infection but even with antibiotics nothing was working.

Dan had served the club as President in 2005, 2006 and again in 2015 as well as show chairman for several years. We will definitely miss him.

Jacqui's address is: 1084 Binding Branch, Huntsville, AL 35806.



*2002 Ford Thunderbird*

Saturday was a great day for car shows. A number of NAR members were at Eli's Block Party in Athens, and many of our beautiful cars won trophies at the show, as one of the top thirty. Bob Ferenc won Best of Show, one of top five, and a \$100 door prize. Other winners in the top thirty were Jerry M. Carignan, Roger Mays, and Randall Doc Owen. Several members besides Bob also won door prizes. Harold Caneer drove his Kurtis and Debi Trumbull took a turn driving it around. Deputy Sheriff Terry Johnson came by on his lunch hour to ensure there were no shenanigans at the show. Overall, it was a great day for NAR and their cars.



## The Ignition System / 1967 NAR Auto Antiquarian News

Simple! Foolproof! Trouble-free! To read the ads you would think that the Model T Ford had the ultimate in ignition systems. In 1909 when it was first produced, the spark-coil and timer system was common, yet most cars had turned to a magneto or the coil and distributor system that is so common today. It didn't take long for the accessory manufacturers to come out with conversion units for Fords so that they, too, could have the "features of the expensive cars". Even today there are many Fords running around with Bosch, Atwater-Kent, Delco or some other type of auxiliary ignition system. And they run well!

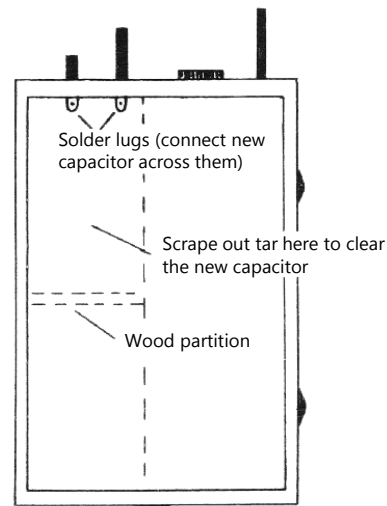
Yet there are those of us who like to hear the zip-zip-zip of the old coils, and enjoy being able to set the spark and have the engine start by just turning on the ignition. This, then, is written for you. We hope to help you keep the old clunk running like she is supposed to run!

The Ford ignition system is composed of five sections; each separate, yet dependent upon the other. These are: (1) Battery, (2) Magneto, (3) Timer or commutator, (4) Spark coils, and (5) the Spark Plugs. Let's take the coils for a start.

The coils are not the weak link in our chain as is commonly supposed. Good coils will give no more trouble than the magneto, and less than the timer! Hard to believe? Well, I have a set that was installed two years ago, and that have not been touched since. The car has been driven across the nation and on many trips throughout California – literally thousands of miles! These are old coils too! The secret? Read on.

First, let me recommend that you buy a set of new KW coils! As they come from the factory, they are not just right. KW has seen fit to install a capacitor (condenser, if you like) of too little capacity (.1mf). Quite often you can use a set of these coils with no problems, but, for me at least, more often than not, they seem to act erratic, causing surging and Poor high-speed performance.

The cure: Add a .5mf capacitor across the points, inside the coil box. If you are careful, you can scrape away enough tar in the box to make room for the additional capacitor, and the two terminals are right there where it is handy to make the connection. (See Fig. 1) It is not necessary to remove the old capacitor from *new* coils unless it is defective.



Typical KW Coil

Figure 1

If you have a set of old coils that have good boxes and that have been giving good performance most of the time, simply changing the capacitor in the box will make them as good as new – better than new, because the modern capacitors are better than those made in the old days.

Fig. 2 shows the location of the old capacitor. Its exact size and position will vary with the make of the coil, but in all coil boxes you will find a glass partition, and the capacitor is between this partition and the side of the box. It is not necessary to heat the tar to remove the old capacitor. By scraping away some of the tar it is possible to pry the old one out with a screwdriver. This will leave you with some wires; one pair that went to the bottom, and one single one that went to the top of the capacitor.

The new capacitor is connected to these wires. There isn't too much room between the glass partition and the side of the box, and since modern capacitor manufacturers do not make units that look like the original, you must install a small unit. I have used one made by the P. R. Mallory Co. Their part number is PYC2047 or PVC205 (.47 or .5mf). These are just about the right size and go in with no trouble. The original capacitor was supposed to be about .3mf,

Figure 2

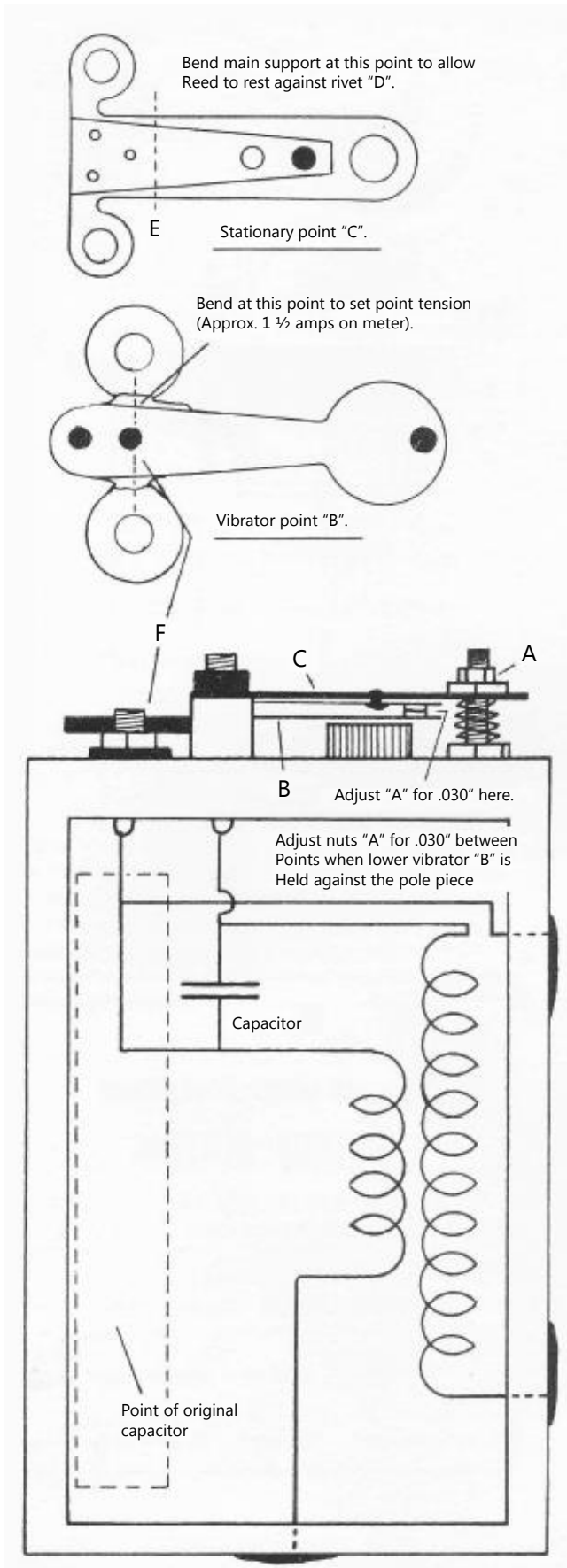
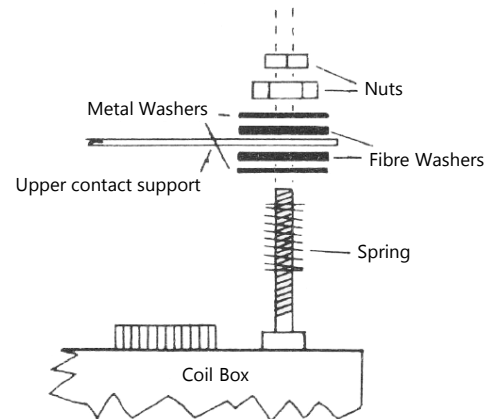


Figure 4

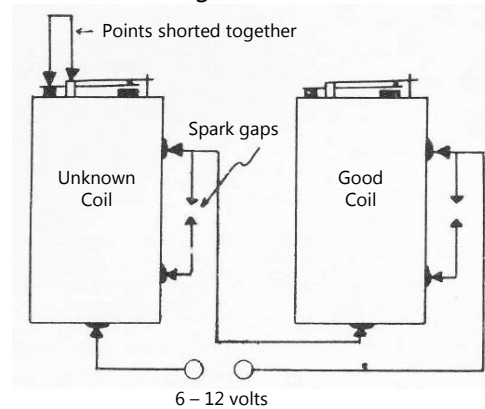


DETAIL OF CONTACT SUPPORT ASSEMBLY

and most I have checked have been about 1.5mf, but I have found that about .5mf is optimum. After soldering the connections, stuff wood or cardboard in to fill the space and support the new capacitor. Those of you who like a real mess can fill it with hot tar.

Before going to all this trouble, though, it might be advisable to be sure the coils are good in the first place (in other words, that only the old capacitor is bad). This can be done easily by shorting out the points of the coil you are going to check, and connecting this coil in series with another good coil as shown in Fig. 3. By doing this, you have eliminated all but the windings in the coil in question, and are letting the points on the other coil (and its capacitor) do all the work. If the coil is good, you will get equal sparks from the high-tension terminals of both coils. If the spark is not good, find another coil!

Figure 3



Both coils should be approximately equal arcs Across their spark gaps

CHECKING UNKNOWN COIL TO SEE IF ITS WINDINGS ARE GOOD



When you have the capacitor installed and the cover replaced on the box, remove the points and other parts from the top. Clean up the box (a good household detergent with not too much water will do wonders) and sand it smooth. It is generally easier to clean the top and contact side of the box as well as possible and then paint these two surfaces a flat black. Be sure to mask the screws and contacts before painting. The rest of the box can be varnished.

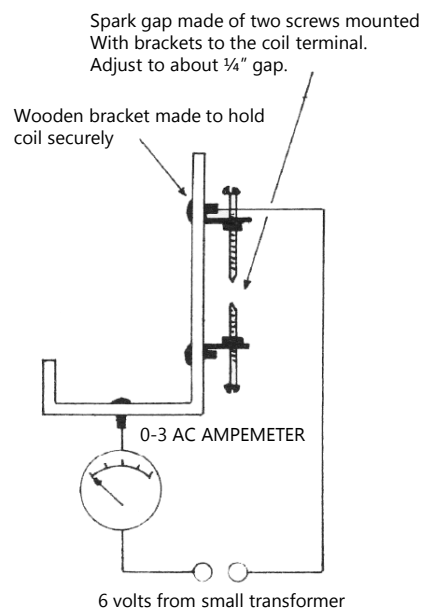
If the points are in good shape (plenty of contact area left), clean them up and perhaps file them to remove any pits. The upper contact has a movable brass spring-like support for the point. This should be free to move up and down between the main part and the little retaining rivet. If the spring is not free to move, bending the support at "E", Fig. 2, will do the trick. Be sure not to put too much tension on it though"

Install the point assembly on the coil box. Adjust the two nuts at "A", Fig 2, so that there is about .030" clearance between the points when the lower reed is held against the pole piece. Note that this clearance is between the points, not between the lower reed and the pole! Tighten the two nuts securely. Be sure the two contacts are square with each other and that they meet so that their contact surfaces are parallel. (None of these settings are critical so far as the operation of the coil is concerned, but do effect the life of the points.)

When the points are tightened down, connect the coil to a test jig such as Fig. 5, and adjust the contacts by bending the lower reed (B) at "F", Fig. 2, so that the coil draws about 1 1/2 amps. Again, this is not critical anywhere from 1 1/4 to 1 3/4 amps is OK. Note that the adjustment is by bending the lower reed support, nor by adjusting the two nuts that set the point clearance.

Figure 2 shows the internal schematic of the Ford (brand) coil. There are some (like KV, for instance) in which the points are connected just the reverse (the upper "button" on the side of the coil box connects to the upper point instead of the lower) but the adjustments are the same.

Figure 5



## SUGGESTED COIL CHECKING FIXTURE

In the many coils we have "rebuilt" we have found no brand to be better than another" Many have told me that the ones with the brass tops are the best, but aside from being a little prettier, their only "advantage" is that they are taller and tend to short in a steel coil box!

Earlier coils such as were used in 1909-10- 11 etc. are another story. The same cures apply, but due to their construction, removal of the old capacitor means melting the tar, and you do so at some risk.

More on the system a future issue.



**1** Ferrari 250 GTO  
De Tomaso Pantera  
Lamborghini Miura



**2** Mini Cooper S  
Nissan Versa  
Datsun B210



**3** Mustang GT  
Plymouth Roadrunner  
Corvette Stingray



**4** Lotus Seven  
McLaren GT  
Aston Martin V8 Vantage



**5** Jensen Interceptor MKIII  
Mercedes-Benz 300 GD  
Audi R8



**6** Fiat Panta  
Ferrari 360 Spider  
Lancia Fulvia



**7** Toyota Corolla  
Mazda 3  
VW Beetle



**8** Sunbeam Tiger  
MG Midget  
Triumph Dolomite



**9** Ford Escort  
Dodge Colt  
VW Pickup



**10** Ford Mustang  
Chevrolet Caprice  
Dodge Coronet



**11** Jaguar E-Type  
Aston Martin Lagonda  
Vauxhall Astra GTE MKI



**12** Porsche 911  
Ford Fiesta  
Pontiac Fiero GT

# 2023 Calendar of Events

For event detail see: <http://www.naraaca.org/calendar.html>

## April 2023

- 22 8<sup>th</sup> Annual Cruise-In for a Cure (Huntington's Disease)** / The Rock Family Worship Center / 2626 Huntsville Hwy, Fayetteville, TN 37334 / Donations accepted / Rain date April 29, 2023 / 9:00 a.m. to 2:00 p.m.
- 22 Orphan Car Show** / Senior Center / 2200 Drake Ave, Huntsville, AL / Hosted by North Alabama Studebaker Drivers Club / Benefiting Meals on Wheels / Contact: [52champregal@gmail.com](mailto:52champregal@gmail.com) / 10:00 a.m. to 2:00 p.m.
- 27 AACA NAR Meeting** / 1806 University Dr, Huntsville, AL / 7:00 p.m.
- 29 St. Ann's Big Fish Car Show** / St. Ann Catholic School / 3910 Spring Ave, Decatur, AL / Featuring music by The Cadillacs / Seafood and Mexican fare / Contact: (256) 612-7667 / Email: [denyse1026@yahoo.com](mailto:denyse1026@yahoo.com) / \$20 Entry Fee / 9:00 a.m. to 3:00 p.m.
- 29 Cruisein for a Cure Car Show** / Joe Wheeler EMC / 25700 AL Hwy 24, Trinity, AL / Swamp John's meal \$12 / Contact: (256) 303-4945 / \$25 Entry Fee / Register 7:30 a.m. to 11:00 a.m. / Show 9:00 a.m. to 1:00 p.m.
- 29 16th Annual Car/Bike/Truck Show** / Athens on the Square / Athens, AL 35611 / \$20 Entry Fee / 8:00 a.m. to 1:00 p.m.
- 29 Hazel Green Wingfest** / Hazel Green High School / 14380 Hwy 231/431, Hazel Green, AL / First 60 get coupon for 10 wings / Contact: (256) 417-5339 / \$30 Entry Fee / Register 1:30 p.m. / Show 2:00 p.m. to 6:00 p.m.

## May 2023

- 6 Cars & Coffee** / MidCity / 5909 University Dr, Huntsville, AL 35806 / 8:00 a.m. to 10:30 a.m.
- 6 Marching Indians Annual Car Show** / East Limestone High School / 15641 E. Limestone Road, Athens, AL / Money for new instruments, supplies, uniforms / \$20 Entry Fee / Registration 9:00 a.m. to 10:00 a.m. / 10:00 a.m. to 2:30 p.m.
- 6 Car & Truck Show** / New Salem Baptist Church / 314 James Road, Owens Cross Roads, AL 35763 / Donations accepted, Free food / Contact: (256) 518-9328 / Entry free / 9:00 a.m. to 1:00 p.m.
- 13 8th Annual Sharon Johnston Park Car Show** / Contact: (256) 532-3698 / 9:00 a.m. to 1:30 p.m.
- 13 43rd Annual Mustang and All Ford Show** / Woody Anderson Ford / 2500 Jordan Lane NW, Huntsville, AL, 35816 / hosted by Rocket City Mustang Club / \$20 Entry Fee / 9:00 a.m. to 2:00 p.m.
- 13 Priceville Cars n' Coffee** / 2nd Sat every month / New Morgan County Veteran's Memorial / Priceville, AL / \$5 buys all the coffee you can drink / 8:00 a.m. to 11:00 a.m.

# 2023 Calendar of Events

For event detail see: <http://www.naraaca.org/calendar.html>

- 13 5th Annual ReelSteel Garage Car Show & Benefit** / 14591 Court St., Moulton, AL, 35650 / Registration by 11:00 a.m. for Judging / 1st 50 Receive dash plaques / 3 Trophies per class / Contact: (256) 590-2177 / 8:00 a.m. to 1:00 p.m.
- 19-21 Good Guys 17th Nashville Nationals** / Nashville Super Speedway / 4847-F McCrary Road off I-840, Lebanon, TN / General Admission Fri/Sat \$25.00, Sun \$20.00, Kids \$10.00
- 6 Car & Truck Show** / New Salem Baptist Church / 314 James Road, Owens Cross Roads, AL 35763 / Donations accepted, Free food / Contact: (256) 518-9328 / Entry free / 9:00 a.m. to 1:30 p.m.
- 20 Horse Power Therapy Cars and Coffee** / Stovehouse / 3414 Governors Dr, Huntsville, AL 35805 / 8:30 a.m. to 10:30 a.m.
- 20 1st Classic Car Show** / Harmon Scrap Metal / 14881 Hwy 231/431, Hazel Green, AL / 9:00 a.m. to 2:30 p.m.
- 20 Asbury Car Show** / Asbury Methodist Church / 980 Hughes Road Madison, AL / food and drink / 11 trophies 8:00 a.m. to 2:00 p.m.
- 25 AACA NAR Meeting** / 1806 University Dr, Huntsville, AL / 7:00 p.m.

## June 2023

- 3 Cars & Coffee** / MidCity / 5909 University Dr, Huntsville, AL 35806 / 8:00 a.m. to 10:30 a.m.
- 3 52nd Annual Street Rod Show** / Spring Park, Tuscumbia, AL / Vehicles thru 1993 / \$5000 in prizes / Contact: (256) 412-4573 / 7:00 a.m. to 2:00 p.m.
- 3 EUROBRIT Auto & Bike Expo** / North Alabama British Motoring Society / Dublin Park / 8324 Old Madison Pike, Madison, AL / \$20 Entry Fee / 8:00 a.m. to 11:00 a.m. / Awards 1:00 p.m.
- 3 18th Annual Charity Car Show** / Hosted by Vets with Vettes / 7090 Cabela Drive, Huntsville, AL / No canopies or generators / \$25 Entry Fee / Rain or shine / Registration 9:00 a.m. to 11:30 a.m. / Awards and trophies 12:45 p.m. / 9:00 a.m. to 1:00 p.m.
- 3 2nd Annual Tiny Toes Car Show** / Church of the Living God / 22870 Sandlin Road, Elkmont, AL / Benefiting the NICU at Huntsville Hospital / \$20 Entry Fee / Contact: (256) 614-1065 / 9:00 a.m. to 3:00 p.m.
- 17 Horse Power Therapy Cars and Coffee** / Stovehouse / 3414 Governors Dr, Huntsville, AL 35805 / 8:30 a.m. to 10:30 a.m.
- 22 AACA NAR Meeting** / Dinner Out / 6:00 p.m.
- ? Helen Keller Festival Car Show** / (Address) Tuscumbia, AL / (Time)

# 2023 Calendar of Events

For event detail see: <http://www.naraaca.org/calendar.html>

## July 2023

- 1 **Cars & Coffee** / MidCity / 5909 University Dr, Huntsville, AL 35806 / 8:00 a.m. to 10:30 a.m.
- 15 **Horse Power Therapy Cars and Coffee** / Stovehouse / 3414 Governors Dr, Huntsville, AL 35805 / 8:30 a.m. to 10:30 a.m.
- 27 **AACA NAR Meeting** / 1806 University Dr, Huntsville, AL / 7:00 p.m.
- ? **W. C. Handy Festival Car Show** / Wilson Park Florence, AL / 8:00 a.m. to Noon /  
Information: Ronnie James (256) 381-3536 or Terry Mashburn (256) 366-0564

## August 2023

- 5 **Cars & Coffee** / MidCity / 5909 University Dr, Huntsville, AL 35806 / 8:00 a.m. to 10:30 a.m.
- 19 **Horse Power Therapy Cars and Coffee** / Stovehouse / 3414 Governors Dr, Huntsville, AL 35805 / 8:30 a.m. to 10:30 a.m.
- 24 **AACA NAR Meeting** / 1806 University Dr, Huntsville, AL / 7:00 p.m.
- 26 **14th Annual Shoals Area Mustang & All Ford Show & Shine** / McFarland Park Florence, AL

## September 2023

- 2 **Cars & Coffee** / MidCity / 5909 University Dr, Huntsville, AL 35806 / 8:00 a.m. to 10:30 a.m.
- 16 **Horse Power Therapy Cars and Coffee** / Stovehouse / 3414 Governors Dr, Huntsville, AL 35805 / 8:30 a.m. to 10:30 a.m.
- 28 **AACA NAR Meeting** / Dinner Out / 6:00 p.m.

## October 2023

- 7 **Cars & Coffee** / MidCity / 5909 University Dr, Huntsville, AL 35806 / 8:00 a.m. to 10:30 a.m.
- 21 **NAR Annual Car, Truck and Motorcycle Show** / Location TBD
- 21 **Horse Power Therapy Cars and Coffee** / Stovehouse / 3414 Governors Dr, Huntsville, AL 35805 / 8:30 a.m. to 10:30 a.m.
- 26 **AACA NAR Meeting** / 1806 University Dr, Huntsville, AL / 7:00 p.m.

# 2023 Calendar of Events

For event detail see: <http://www.naraaca.org/calendar.html>

## November 2023

- 4 **Cars & Coffee** / MidCity / 5909 University Dr, Huntsville, AL 35806 / 8:00 a.m. to 10:30 a.m.
- 18 **Horse Power Therapy Cars and Coffee** / Stovehouse / 3414 Governors Dr, Huntsville, AL 35805 / 8:30 a.m. to 10:30 a.m.
- 16 **AACA NAR Meeting** / 1806 University Dr, Huntsville, AL / 7:00 p.m.

## December 2023

- 2 **Cars & Coffee** / MidCity / 5909 University Dr, Huntsville, AL 35806 / 8:00 a.m. to 10:30 a.m.
- 16 **Horse Power Therapy Cars and Coffee** / Stovehouse / 3414 Governors Dr, Huntsville, AL 35805 / 8:30 a.m. to 10:30 a.m.
- TBD **AACA NAR Meeting** / Christmas Party

## Car Dash Quiz Answers

1. De Tomaso Pantera
2. Mini Cooper S
3. Corvette Stingray
4. Aston Martin V8 Vantage
5. Jenson Interceptor MKIII
6. Ferrari 360 Spider
7. VW Beetle
8. MG Midget
9. VW Pickup
10. Ford Mustang
11. Vauxhall Astra GTE MKI
12. Porsche 911

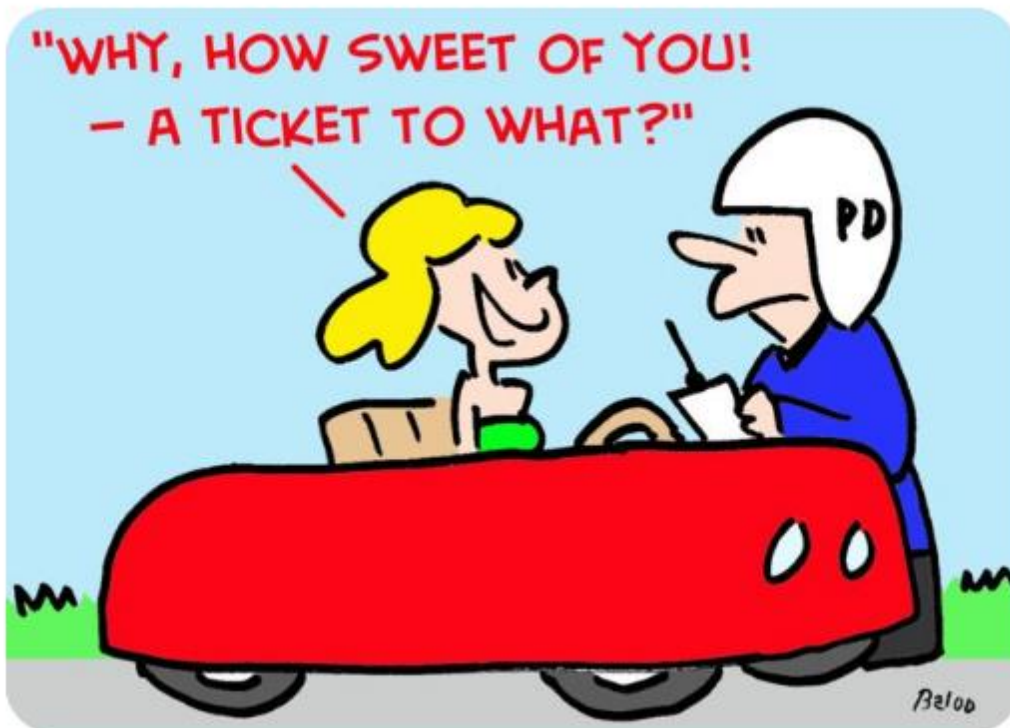


# AACA 2023 National Calendar

*Please verify prior to making plans to attend any event listed.*

<https://aaca.org/events/category/aaca-national-calendar/>

April 13-15	Southeastern Spring Nationals / Charlotte, NC
May 1-3	Southeastern Divisional Tour / Oak Ridge, TN
May 18-20	Eastern Spring Nationals / Gettysburg, PA
June 25-28	Eastern Divisional Tour / Denver, PA
July 16-22	Founders Tour / Ontario, Canada
July 26-29	Special Eastern Summer Nationals / Norwich, NY
August 10-12	Grand Nationals / Bettendorf, IA
August 16-19	Vintage Tour / Aroostook County, Maine
September 25-29	Western Divisional Tour / California Central Coast
October 3-6	Eastern Fall Nationals / Hershey, PA
October 22-27	Revival AAA Glidden Tour (VMCCA) / Thomasville, GA





# The North Alabama Region of the Antique Automobile Club of America



## Membership Application / Renewal

Local dues are \$20 per year (Including monthly newsletter). Please bring this application to a meeting or mail it and a check made out to NAR to:

North Alabama Region - AACA  
c/o Jim True, 16651 E. Limestone Rd., Harvest, AL 35749

Name/Spouse's Name \_\_\_\_\_

Child(ren)'s Name(s) \_\_\_\_\_

Address \_\_\_\_\_

City / State / Zip Code \_\_\_\_\_

Phone Number(s) \_\_\_\_\_

Email Address \_\_\_\_\_

Birthday / Anniversary (Optional) \_\_\_\_\_

Member Sponsor (Optional) \_\_\_\_\_

AACA Number \_\_\_\_\_

Membership in the Antique Automobile Club of America (AACA) is required. If you are not currently an AACA member, please let us know and we will send you a membership application or go to [www.aaca.org](http://www.aaca.org) to apply online. Dues are \$45/year or \$700/life including bi-monthly newsletter. Student membership is \$12/year.

Signature \_\_\_\_\_

### Antique Vehicles Owned (Optional)

Year	Make	Model	Body Style
_____	_____	_____	_____
_____	_____	_____	_____
_____	_____	_____	_____

For more information about the club contact the President, Jeff Slagle (256) 679-9775  
or visit the club website at <http://naraaca.org>